






Ole Pendle, Ole Pendle.

Year: 4

Term: Autumn Term 1

2023/2024

<u>Tier 1 (Known Words)</u>	<u>Tier 2 (Sentence and Visual)</u>	<u>Tier 3</u>
Witch Evil Magic Pendle Hill	<p>Alice Nutter</p> <p>Demdyke</p> <p>Chattox</p> <p>Alice, Chattox and Demdyke were part of the Pendle Witches</p>  <p>Roger Nowell</p> <p>Roger Nowell was the Justice of Peace</p>  <p>Hanged</p> <p>The Pendle Witches were hanged at Lancaster Castle</p> 	Maleficium Curse Peddler Gaol



English (Objectives)

GPS:

Witches—Roald Dahl—Story with character description and Non -chronological report.

Writing:

VGP

- Create complex sentences with adverb starters
- Use commas to mark clauses in complex sentences.
- Create sentences with fronted adverbials for when and where
- Use commas after fronted adverbials
- Use inverted commas and other punctuation to indicate direct speech
- Use nouns for precision
- Explore, identify, collect and use noun phrases

Composition

- Develop settings and characterisation using vocabulary to create emphasis, humour, atmosphere, suspense
- Plan and write an opening paragraph which combines setting and character/s.
- Improvise and compose dialogue, demonstrating their understanding of Standard and non-Standard English
- Organsie paragraphs around a theme
- Proofread to check for errors in spelling, grammar and punctuation.

Reading:

Comprehension

- Listen to, read and discuss a range of fiction, poetry, plays and non-fiction
- identify, analyse and discuss themes
- Identify, discuss and collect favourite words and phrases which capture the reader’s interest
- Explain the meaning of unfamiliar words by using the context.
- Raise questions during the reading process to deepen understanding
- Draw inferences around characters thoughts, feelings and actions, and justify with evidence from the text.
- Make predictions based on details stated
- Identify a key idea in more than one paragraph and summarise
- Participate in discussion about books they have read

Enrichment (Visits/Visitors/Parent Showcase)

Pendle Sculpture trail

Maths (Red Rose Maths)

Unit 1 - Place Value , Addition and subtraction

Unit 2—Length and Perimeter

Unit 3—Statistics

Unit 4—Addition and Subtraction

Science (Objectives) – States of Matter

Compare and group materials together, according to whether they are solids, liquids or gases

Observe that some materials change state when they are heated or cooled, and measure or research the temperature at which this happens in degrees Celsius (°C)

Identify the part played by evaporation and condensation in the water cycle and associate the rate of evaporation with temperature.

Humanities (History – Objectives)

The Pendle Witches

- Place events from period studied on timeline
- Use terms related to the period and begin to date events
- Uses and suggests sources of evidence to build up a picture of a past event to help answer a variety of questions e.g. library and internet
- Recognise why some events happened and what happened as a result. Ask questions such as, ‘Why did..?’ ‘What were the effects..?’
- To describe the key events in the Pendle Witch Trials and the significance of these for the local area (Pendle Witches- local history)

R.E (unit) - Lancashire Agreed Syllabus

Christianity—Church

- retell some of the main parables of Jesus
- explain how and why these might be an important source of guidance for Christians
- suggest ways that Christians might put these teachings into action in the 21st century
- describe and explain (with examples) Christian attitudes about how to treat others
- explain the importance of love for all (agape) as part of Christian life, and the ways that this might be expressed
- explain (with examples) how and why people might use stories to pass on wisdom and guidance
- discuss examples of wisdom and guidance that they have learnt from stories
- consider what messages/words of wisdom they would want to pass on to future generations – and how they would do this

Arts (Art/DT) (Outcome and Objectives) (Music – Unit)

Art—Ole Pendle—Keith Melling

- Experiment with ways in which surface detail can be added to drawings.
- Use journals to collect and record visual information from different sources.
- Draw for a sustained period of time at an appropriate level.
- Make marks and lines with a wide range of drawing implements e.g. charcoal, pencil, crayon, chalk pastels, pens etc.
- Experiment with different effects and textures including blocking in colour, washes, thickened paint creating textural effects.

Continue to sing a broad range of unison songs with the range of an octave (do–do), pitching the voice accurately and following directions for getting louder (*crescendo*) and quieter

Develop a knowledge and understanding of the stories, origins, traditions, history, and social context of music they are listening to, singing, and playing.

Listen to recorded performances.

Improvise on a limited range of pitches of the instrument they are now learning, making use of musical features including smooth (*legato*) and detached (*staccato*).

Computing

Computing Systems and Networks—The Internet

- To describe how networks physically connect to other networks
- To recognise how networked devices make up the internet
- To outline how websites can be shared via the World Wide Web (WWW)
- To describe how content can be added and accessed on the World Wide Web (WWW)
- To recognise how the content of the WWW is created by people
- To evaluate the consequences of unreliable content

MFL (Unit)

French—Getting to know you—parts 4 and 6

Health

PSHE (Unit)

Respecting ourselves and others

P.E (Unit)

Striking and Feilding/ Games