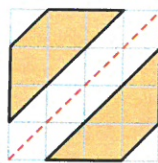
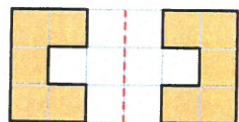


**TARGET** To complete symmetric patterns involving different orientations of lines of symmetry.

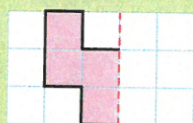
Examples



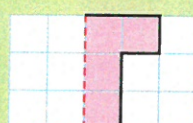
Used squared paper. Copy the shape and the mirror line. Sketch the reflection.

**A**

1



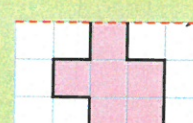
3



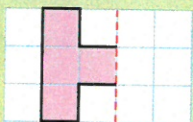
5



7



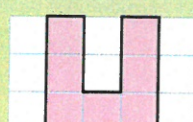
2



4



6



8

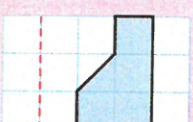


**B**

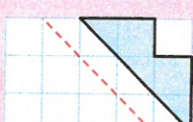
1



3



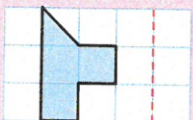
5



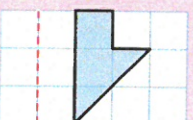
7



2



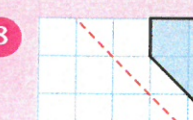
4



6

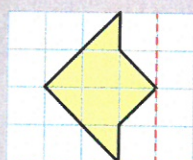


8

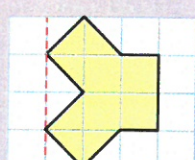


**C**

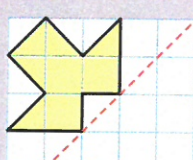
1



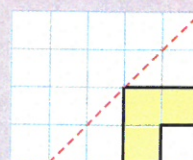
3



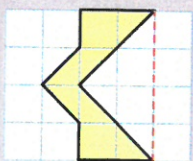
5



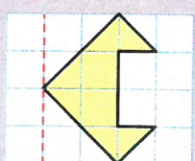
7



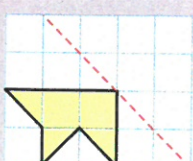
2



4



6



8

