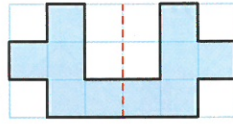
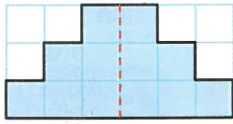


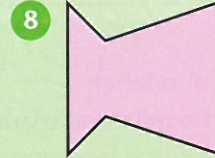
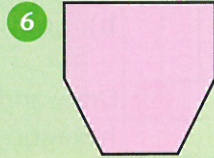
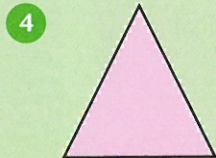
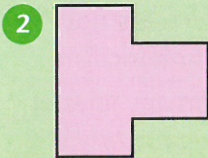
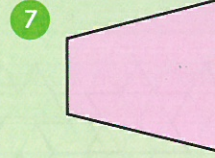
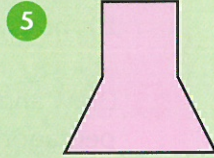

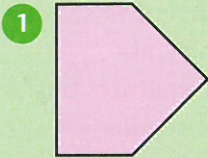
**TARGET** To complete a symmetric figure with respect to a line of symmetry.

Examples













## A

Copy the shapes. Draw on one line of symmetry.



## B

Used squared paper. Copy the shape and the mirror line and draw the reflection.



## C

Used squared paper. Copy the shape and the mirror line and draw the reflection.

