
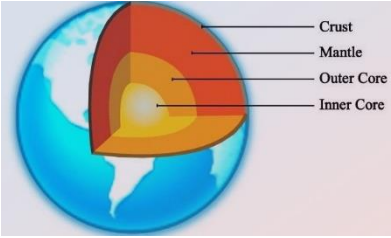







Arctic Adventure

Year: 6

Term: Autumn Term 2

2021/2022

<div>  <div> <div>Tier 1 (Known Words)</div> </div> </div>	<div> <div>Tier 2 (Sentence and Visual)</div> </div>	<div> <div>Tier 3</div> </div>
<div> <div>Active</div> <div>Eruption</div> <div>Lava</div> <div>Extinct</div> <div>Ash</div> <div>Crater</div> <div>Disaster</div> </div>	<div> <div> <div> The MANTLE is the widest layer of the Earth. </div> <div>  </div> </div> <div> <div> A volcano is DORMANT when it hasn't erupted in a long time. </div> <div>  </div> </div> <div> <div> The MAGNITUDE is the amount of material erupted from a volcano. </div> <div>  </div> </div> <div> <div> MAGMA is extremely hot liquid semi-liquid rock under the Earth's surface. </div> <div>  </div> </div> <div> <div> A LANDSLIDE is the movement of rock and earth down a slope. </div> <div>  </div> </div> <div> <div> An AFTERSHOCK is a rumbling after an earthquake. </div> <div>  </div> </div> </div>	<div> <div>Richter scale</div> <div>Seismograph</div> </div>

English (Objectives)

GPS:

- To create and use expanded noun phrases.
- To use adverbial phrases
- To identify the subject and object in a sentence
- To use the active and passive voice
- To use semi colons to link independent clauses.
- To use repetition for effect
- To identify and use brackets to indicate parenthesis
- To use appropriate vocabulary, grammar and punctuation

Reading:

- Regularly listen to novels read aloud by the teacher from an increasing range of authors, which they may not choose themselves.
- Independently read longer texts with sustained stamina and interest.
- To explain the meaning of new vocabulary in context.
- To use skimming and scanning to retrieve specific information.
- Infer characters' feelings, thoughts and motives from their actions, justifying inferences with evidence e.g. Point+Evidence+Explanation
- Recognise themes within and across texts e.g. hope, peace, fortune, survival.
- Compare characters within and across texts.
- Learn a wider range of poems by heart.

Writing (Objectives and Outcome):

- To write a story with a setting and character description
- To write a story with flashbacks
- Select appropriate vocabulary and language effects.
- To blend action, dialogue and description.
- Make conscious choices about techniques to engage the reader including appropriate tone and style e.g. *rhetorical questions, direct address to the reader*.
- Proofread for grammatical, spelling and punctuation errors.
- To use a range of cohesive devices.

Enrichment (Visits/Visitors/Parent Showcase)

- Visit to a church with a focus on the Christmas story and related traditions.

Maths (Lancashire Planning units)

Week 1: Fractions

Week 2: Fractions, percentages and ratios

Week 3: Assessment week

Week 4: Geometry (angles) Statistics (pie charts)

Week 5: Measurement (length, perimeter, mass)

Week 6: Measurement (area and volume)

Week 7: Mixed problems

Science Skills and Knowledge

- **Investigating** the relationship [**looking for patterns**] between light sources, objects and shadows by using shadow puppets.
- Extend their experience [**explore and observe**] of light by looking at a range of phenomena including rainbows, colours on soap bubbles, objects looking bent in water and coloured filters (they do not need to explain why these phenomena occur).
- Recognise that light appears to travel in straight lines.
- Use the idea that light travels in straight lines to explain that objects are seen because they give out or reflect light into the eye.
- Explain that we see things because the light that travels from light sources to our eyes or from light sources to objects and then to our eyes (and represent this in simple diagrammatic form).
- Use the idea that light travels in straight lines to explain why shadows have the same shape as the objects that cast them.

Humanities (Geography/History – Objectives) R.E (unit)

Geography:

- Locate the world's countries, using maps to focus on North America.
- To study the physical features including mountains, volcanoes and earthquakes
- To study the human features: types of settlement, land use and economic activity.

RE:

Christianity – God - Christmas

Arts (Art/DT) and) Music

- Explore the work of artists, craftspeople and designers from different times and cultures for differences and similarities.
- Use dry media to make different marks, lines, patterns and shapes within a drawing.
- Start to develop their own style using tonal contrast and mixed media.
- Use different grades of threads and needles.
- Experiment with a range of media to overlap and layer creating interesting colours and textures and effects.
- Sing songs, speak chants and rhymes in unison and two parts, with clear diction, control of pitch, a sense of phrase and musical expression.
- Play tuned and untuned instruments with control and rhythmic accuracy.

ICT (Rising Stars Unit)

- Switched On Online
- We are Computational Thinkers

MFL (Unit)

Where I live

Health

PSHE (Unit)

Physical Health and Mental wellbeing

P.E (Unit)

- Net and wall games