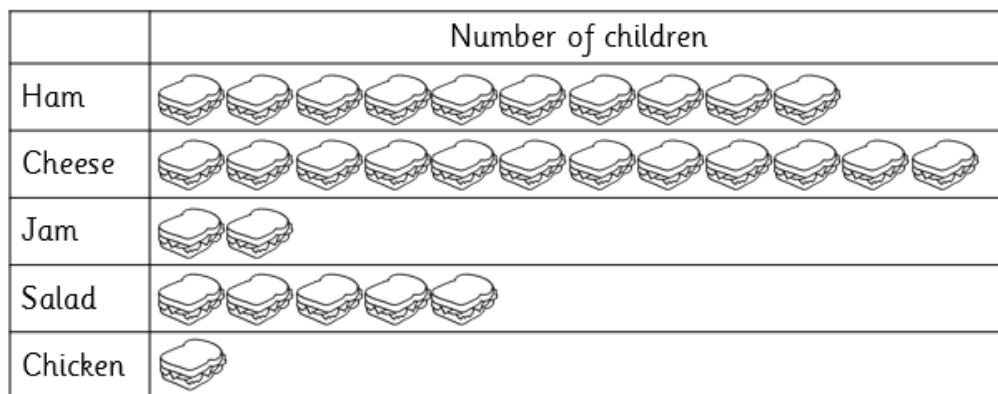



Guided Learning Task 1 (Answer the questions).**A Pictogram of Favourite Sandwiches**


Key
 = 1 child


Which sandwich did **most** children like best? _____

Which sandwich did **least** children like best? _____

How many more children like cheese than jam? _____

How many fewer children like chicken than salad? _____

Guided Learning Task 2 (Answer the questions).

Key
 = 1 Smartie

Which is the **most common** colour of Smartie? _____


Which is the **least common** colour of Smartie? _____

How many more pink than brown Smarties? _____

How many fewer green than red Smarties? _____

Independent Learning Tasks

Count the fruit and construct a pictogram. Use a ☺ symbol for one fruit.



























apple banana pear orange lime


Which is the **least common** fruit? _____

How many fewer pears than limes? _____

Identify whether the statements are **true** or **false**.

	Number of Birds Seen in the RSPB Birdwatch
Blackbird	 
Sparrow	      
Robin	
Starling	        
Goldfinch	  
Dove	 

Key

 = 1 bird

There are 25 birds altogether. _____

The robin was the least common. _____

The sparrow was the most common. _____

There were two more starlings than sparrows. _____

There are two fewer doves than goldfinches. _____